



COPYWORLD
Your World Of Digital Technology

2014
Copyworld Walky 100

27th September 2014

Round 2

2014 South Australian Rally Championship

RESULTS



Photo courtesy of Phil Williams Media & Marketing

First Outright - Henry Nott and Tania Wearing

Promoted and Organised by the
Walkerville All Cars Club Inc



Issued as Provisional - 1st October 2014 at 23:30.

The 2014 COPYWORLD Walky 100 is Proudly Sponsored by:

Major Sponsor:



COPYWORLD

Your World Of Digital Technology

Stage Sponsors:

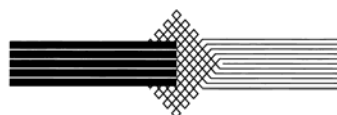
Warner Fork Trucks

5 Newcastle Crescent, Cavar
www.warnerforktrucks.com.au
Ph 8260 3199



Parsons Tabo

Electric and Gas Radiant Heating for Offices, Warehouses and Factories.
Contact Jeremy or Howard 08 8340 0666



PARSONS TABO

NISSCARE

AutoSport

248 Magill Rd, Beulah Park SA 5067
Ph 8332 8811



Telephone (08) 8240 0011
15 Scan Court • Royal Park • SA 5014
Specialising in Nissan Vehicles

Rudham Lawyers

Suite 10, 9-13 Market Street, Adelaide SA 5000
Phone: 8212 2135 FAX 8212 2079
E-mail: mandy@rudhamlawyers.com.au

RUDHAM LAWYERS



Automotive Air Conditioning, Filtration and Heating
On-Site Installation, Repair, Sales and Service
For the following vehicles:
Buses-Car-Earthmoving-Industrial-Tractors-Trucks-Vans
1300 367 247
1300 FOR AIR conditioning

Les Haldane Mechanical

80 Adelaide Road, Gawler South
Ph 8522 5820



Les Haldane Mechanical
Mobile Mechanic

SUBARECK

1383 Main North Road, Para Hills West
Ph: 8285 4444



HARLAND ENGINEERING

Pumps | Acoustics | Design

3 Manthorpe St
Dry Creek SA 5094
Ph 8262 4911

Teams Award Sponsor: Revolution Racegear

498 Main North East Road, Windsor Gardens, 5087. Ph 1800 804 778

Scrutineering Venue

Special Thanks to **Revolution Racegear**
498 Main North East Road, Windsor Gardens, 5087. Ph 1800 804 778



The South Australian Rally Championship (SARC) is proudly sponsored by:





2014



Copyworld Walky 100 AWARDS

At 5:49 pm, Oct 10, 2014
FINAL RESULTS

First Outright
Second Outright
Third Outright

Henry Nott & Tania Wearing Car 627 P6 Mitsubishi Evo 6 1999
Matthew Selley & Hamish McKendrick Car 510 P5 Mitsubishi Evo 9 2006
Brett Baldwin & Steve Fisher Car 612 P6 Subaru Liberty 1990

1st Class P1
1st Class P2
1st Class P3
1st Class P4
1st Class P5
1st Class P6

No Entries
Geoff Hobby & Peter Tann Car 212 P2 Toyota Sprinter 1983
Gavin Fowler & Warren Nietz Car 312 P3 Datsun 1600 1969
Shaun Holden & Tom Pfitzner Car 413 P4 Ford Falcon 1992
Matthew Selley & Hamish McKendrick Car 510 P5 Mitsubishi Evo 9 2006
Henry Nott & Tania Wearing Car 627 P6 Mitsubishi Evo 6 1999

1st Class N4

No Entries

1st Classic
1st Clubman Rally Car

Brian Smith & Douglas Glover Car 877 Classic Mazda RX7 1982
Andrew Gleeson & Lisi Phillips Car 910 CRC Datsun Stanza 1978

Revolution Racegear
Teams Award



Shaun Holden & Tom Pfitzner Car 413 P4 Ford Falcon 1992
Dave McDonough & Lyndon Wilson Car 622 P6 Mitsubishi Evo 6 1999
Andrew Gleeson & Lisi Phillips Car 910 CRC Datsun Stanza 1978
Simon West & Yvette West Car 511 P5 Subaru WRX STi 2004

Walky 500 Trophy

Henry Nott & Tania Wearing Car 627 P6 Mitsubishi Evo 6 1999



COPYWORLD

Your World Of Digital Technology



Promoted and Organised by the
Walkerville All Cars Club Inc



Walkerville All Cars Club Inc
2014 Copyworld Walky 100

REVOLUTION
RACEGEAR

At 5:49 pm, Oct 10, 2014
FINAL RESULTS

Revolution Racegear Teams Award

Team	Car No	HANDICAP PENALTY	COMBINED	Position
1 Bolero	617	00:47:49		
	212	00:51:31	00:47:29	
	633	00:43:08		
2 Trilby	451	DNF		
	877	00:46:47		
	670	00:49:37		
3 Stetson	878	00:54:47		
	327	DNF		
	336	01:23:11		
4 Fedora	510	00:43:31		
	469	DNF		
	312	00:46:20		
5 Boater	650	DNF		
	1	DNF		
	627	00:43:43		
6 Fez	630	DNF		
	612	00:45:52		
	315	DNF		
7 Sombrero	413	00:48:50		
	622	00:46:21	00:46:21	
	910	00:42:53		
	511	00:47:21		

NOTES

- The Revolution Racegear Team Prize has been calculated in accordance with Bulletin 6.

Winners are the **Sombrero Team:**

Shaun Holden & Tom Pfitzner Car 413 P4 Ford Falcon 1992

Dave McDonough & Lyndon Wilson Car 622 P6 Mitsubishi Evo 6 1999

Andrew Gleeson & Lisi Phillips Car 910 CRC Datsun Stanza 1978

Simon West & Yvette West Car 511 P5 Subaru WRX STi 2004

REVOLUTION
RACEGEAR

Each Crew will receive a \$100 Gift Voucher from Revolution Racegear

Walkerville All Cars Club Inc
2014 Copyworld Walky 100 27th Sept 2014
OUTRIGHT POSITIONS

At 5:49 pm, Oct 10, 2014
FINAL RESULTS

PROVISIONAL RESULTS - up to Road Section 1.19 (Stage 12)
as of 14/09/30 21:43:22

Crew	Driver	Co-Driver	Class	Class Position	Outright Position	Total Penalty	Gap To Next	Gap To Leader
627	Nott	Wearing	P6	1	1	43:48	0:00	0:00
510	Selley	McKendrick	P5	1	2	44:23	0:35	0:35
612	Baldwin	Fisher	P6	2	3	45:56	1:33	2:08
910	Gleeson	Phillips	CR	1	4	48:37	2:41	4:49
622	McDonough	Wilson	P6	3	5	48:54	0:17	5:06
511	West	West	P5	2	6	48:58	0:04	5:10
312	Fowler	Nietz	P3	1	7	50:59	2:01	7:11
670	Andrews	Carroll	P6	4	8	51:27	0:28	7:39
617	Burnard	Margach	P6	5	9	52:40	1:13	8:52
877	Smith	Glover	CL	1	10	54:14	1:34	10:26
633	Alker	Heimsohn	P6	6	11	54:32	0:18	10:44
413	Holden	Pfitzner	P4	1	12	57:58	3:26	14:10
212	Hobby	Tann	CL/P2	2/ 1	13	1:00:17	2:19	16:29
878	Ludlow	Stokes	CL	3	14	1:00:52	0:35	17:04
336	Bell	Skabe	P3	2	15	1:32:14	Restart	

RETIREMENTS

1	Rodda	Langfield	P6	DNF	SS 00	Crashed
630	Andrews	Clare	P6	DNF	SS 09	No Turbo Boost
451	Busby	Caldicott	P4	DNF	RS 1.13	Lack of Fuel Pressure
650	Brown	Brown	P6	DNF	SS 11	Blown Engine
327	Tyler	Reed	P3	DNF	RS 1.17	Misfire
469	Weaver	Weaver	P4	DNF	SS 03	Hit Tree
315	Larkin	Wooz	P3	DNF	RS 1.02	Lost Radiator Cap

- NOTES:** (1) Legend: DNS - Did Not Start, DNF - Did Not Finish, OLT - Out of Late Time, EXC - Excluded from the Results
(2) The Total Penalty shown on this page includes ALL penalties (Time, Road and Technical). See separate page for details of Road Penalties.

**2014**

Copyworld Walky 100

ROAD & TECHNICAL PENALTIES

Car No	Driver/Co-Driver	Class	Control	Penalty (HH:MM:SS)	Reason
627	Henry Nott / Tania Wearing	P6	TC 1.3	00:00:10	Late Arrival at TC by 2 mins
670	Rob Andrews / Tamie Carroll	P6	TC 1.6	00:01:00	Early Arrival at TC by 1 min
670	Rob Andrews / Tamie Carroll	P6	TC 1.3C	00:00:05	Late Arrival at TC by 1 min
212	Geoff Hobby / Peter Tann	P2	SS 1	00:00:10	CAMS NRC 3.1 (xi)
212	Geoff Hobby / Peter Tann	P2	SS 1	00:00:05	Late Arrival at TC by 1 min
627	Henry Nott / Tania Wearing	P6	TC 1.6C	00:00:10	Late Arrival at TC by 2 mins
630	Matt Andrews / Trent Clare	P6	TC 1.6C	00:01:00	Early Arrival at TC by 1 min
877	Brian Smith / Douglas Glover	CL	TC 1.11	00:01:00	Early Arrival at TC by 1 min
336	Vaughan Bell / Dainis Skabe	P3	TC 1.9C	00:00:15	Late Arrival at TC by 3 mins
336	Vaughan Bell / Dainis Skabe	P3	TC 1.3C	00:01:25	Late Arrival at TC by 17 mins
633	Shane Alker / Karien Heimsahr	P6	TC 1.11	00:00:50	Late Arrival at TC by 10 mins


NOTES

- 1 After a Stewards Hearing, one Crew received a reprimand and a \$100.00 fine for driving in the wrong direction on SS1
- 2 Route was changed via Bulletin prior to the Start of the Rally. SS10 and associated liaison was subsequently cancelled due to Car 1 blocking the route after an accident.

2014 COPYWORLD Walky 100 Results

Change History

30-Sep-14 Technical Penalty included in Total Penalty for Crew 212.
Crew 327 was missing from the list of Retirements



Promoted and Organised by the
Walkerville All Cars Club Inc

Walkerville All Cars Club Inc
PROVISIONAL RESULTS

2014 Copyworld Walky 100 27th Sept 2014
STAGE TIMES, POSITIONS and Other data

At 5:49 pm, Oct 10, 2014
FINAL RESULTS

as of 14/09/30 21:43:27

NO	Driver / CoDriver	SS 1	Pipeline 1	SS 2	Dips 1	SS 3	Frying Pan Hut 1	Total Penalty	Outright	Class
627	Henry Nott Tania Wearing P6	4:55	0:00 2 0:03 1 0.9898 4:55 2 0:03 1 112.76	3:04	0:10 3 0:06 510 0.9783 8:09 3 0:16 1 95.67	3:59	0:00 1 0:08 1 1.0000 12:08 2 0:08 1 107.85	12:08	2	2
1	James Rodda David Langfield P6	4:52	0:00 1 0:00 1 1.0000 4:52 1 0:00 1 113.92	3:01	0:00 2 0:00 1 0.9945 7:53 1 0:00 1 97.26	4:07	0:00 3 0:00 1 0.9676 12:00 1 0:00 1 104.36	12:00	1	1
612	Brett Baldwin Steve Fisher P6	5:08	0:00 4 0:05 510 0.9481 5:08 4 0:16 1 108.00	3:14	0:00 =5 0:13 627 0.9278 8:22 4 0:29 1 90.74	4:20	0:00 6 0:33 510 0.9192 12:42 4 0:42 1 99.14	12:42	4	3
510	Matthew Selley Hamish McKendrick P5	5:03	0:00 3 0:08 627 0.9637 5:03 3 0:11 1 109.78	3:00	0:00 1 0:10 1 1.0000 8:03 2 0:10 1 97.80	4:06	0:00 2 0:01 627 0.9715 12:09 3 0:09 1 104.78	12:09	3	1
511	Simon West Yvette West P5	5:13	0:00 8 0:01 327 0.9329 5:13 8 0:21 1 106.27	3:27	0:00 13 0:02 910 0.8696 8:40 10 0:47 1 85.04	4:27	0:00 =8 0:03 910 0.8951 13:07 9 1:07 1 96.54	13:07	9	2
670	Rob Andrews Tarnie Carroll P6	5:29	0:00 13 0:03 650 0.8875 5:29 13 0:37 1 101.11	3:20	0:00 =9 0:04 650 0.9000 8:49 13 0:56 1 88.02	4:43	0:00 13 0:09 650 0.8445 13:32 13 1:32 1 91.08	13:32	13	7
630	Matt Andrews Trent Clare P6	5:16	0:00 9 0:03 511 0.9241 5:16 9 0:24 1 105.27	3:22	0:00 12 0:13 327 0.8911 8:38 =8 0:45 1 87.15	4:39	0:00 12 0:04 312 0.8566 13:17 11 1:17 1 92.39	13:17	11	5
622	Dave McDonough Lyndon Wilson P6	5:09	0:00 5 0:01 612 0.9450 5:09 5 0:17 1 107.65	3:15	0:00 7 0:02 612 0.9231 8:24 5 0:31 1 90.28	4:19	0:00 =4 0:01 612 0.9228 12:43 5 0:43 1 99.52	12:43	5	4
451	Michael Busby John Caldicott P4	5:11	0:00 6 0:02 622 0.9389 5:11 6 0:19 1 106.96	3:14	0:00 =5 0:01 622 0.9278 8:25 =6 0:32 1 90.74	4:27	0:00 =8 0:08 327 0.8951 12:52 7 0:52 1 96.54	12:52	7	1
650	Tyson Brown Kim Brown P6	5:26	0:00 12 0:05 312 0.8957 5:26 12 0:34 1 102.04	3:19	0:00 8 0:04 312 0.9045 8:45 12 0:52 1 88.46	4:38	0:00 11 0:06 630 0.8597 13:23 12 1:23 1 92.72	13:23	12	6
312	Gavin Fowler Warren Nietz P3	5:21	0:00 11 0:03 910 0.9097 5:21 11 0:29 1 103.63	3:20	0:00 =9 0:01 511 0.9000 8:41 11 0:48 1 88.02	4:32	0:00 10 0:06 511 0.8787 13:13 10 1:13 1 94.76	13:13	10	2
327	Guy Tyler Damian Reed P3	5:12	0:00 7 0:01 451 0.9359 5:12 7 0:20 1 106.62	3:13	0:00 4 0:00 451 0.9326 8:25 =6 0:32 1 91.21	4:19	0:00 =4 0:01 622 0.9228 12:44 6 0:44 1 99.52	12:44	6	1
617	Andrew Burnard Tim Margach P6	5:37	0:00 14 0:08 670 0.8665 5:37 14 0:45 1 98.71	3:39	0:00 17 0:06 877 0.8219 9:16 15 1:23 1 80.38	5:03	0:00 16 0:01 633 0.7888 14:19 16 2:19 1 85.07	14:19	16	9
910	Andrew Gleeson Lisi Phillips CR	5:18	0:00 10 0:02 630 0.9182 5:18 10 0:26 1 104.60	3:20	0:00 =9 0:00 630 0.9000 8:38 =8 0:45 1 88.02	4:26	0:00 7 0:12 451 0.8985 13:04 8 1:04 1 96.90	13:04	8	1
877	Brian Smith Douglas Glover CL	5:42	0:00 15 0:05 617 0.8538 5:42 15 0:50 1 97.26	3:28	0:00 14 0:21 670 0.8654 9:10 14 1:17 1 84.63	5:00	0:00 15 0:38 670 0.7967 14:10 14 2:10 1 85.92	14:10	14	1
212	Geoff Hobby Peter Tann CL/P2	5:51	0:10 17 0:05 413 0.8319 6:01 18 1:09 1 94.77	3:33	0:00 =15 0:11 633 0.8451 9:34 17 1:41 1 82.65	5:11	0:00 18 0:26 617 0.7685 14:45 17 2:45 1 82.88	14:45	17	2/1
413	Shaun Holden Tom Pfitzner P4	5:56	0:00 18 0:06 633 0.8202 5:56 17 1:04 1 93.44	3:46	0:00 18 0:08 212 0.7965 9:42 18 1:49 1 77.89	5:09	0:00 17 0:06 212 0.7735 14:51 18 2:51 1 83.42	14:51	18	2
633	Shane Alker Karien Heimsohn P6	5:50	0:00 16 0:08 877 0.8343 5:50 16 0:58 1 95.04	3:33	0:00 =15 0:07 617 0.8451 9:23 16 1:30 1 82.65	4:55	0:00 14 0:08 877 0.8102 14:18 15 2:18 1 87.38	14:18	15	8
336	Vaughan Bell Dainis Skabe P3	6:34	0:00 20 0:19 315 0.7411 6:34 20 1:42 1 84.43	4:01	0:00 20 0:53 413 0.7469 10:35 19 2:42 1 73.05	27:05	1:25 20 22:30 878 0.1471 39:05 20 27:05 1 15.86	39:05	20	3
469	Ian Weaver Leigh Weaver P4	7:08	0:00 22 0:22 878 0.6822 7:08 22 2:16 1 77.72	4:03	0:00 21 0:25 878 0.7407 11:11 21 3:18 1 72.44	DNF	Hit Tree			

Walkerville All Cars Club Inc
PROVISIONAL RESULTS

2014 Copyworld Walky 100 27th Sept 2014
STAGE TIMES, POSITIONS and Other data

At 5:49 pm, Oct 10, 2014
FINAL RESULTS

as of 14/09/30 21:43:30

NO	Driver / CoDriver	SS 4	Pipeline 2	SS 5	Dips 2	SS 6	Frying Pan Hut 2	Total Penalty	Outright	Class
627	Henry Nott Tania Wearing P6	4:47 0:00 3 0:04 510 0.9826 16:55 3 0:09 1 115.90	3:01 0:00 =2 0:04 510 0.9834 19:56 3 0:12 1 97.26	3:56 0:00 1 0:08 1 1.0000 23:52 2 0:08 1 109.22	23:52	2	2			
1	James Rodda David Langfield P6	4:46 0:00 2 0:00 1 0.9860 16:46 1 0:00 1 116.31	2:58 0:00 1 0:00 1 1.0000 19:44 1 0:00 1 98.90	4:00 0:00 2 0:00 1 0.9833 23:44 1 0:00 1 107.40	23:44	1	1			
612	Brett Baldwin Steve Fisher P6	4:58 0:00 4 0:45 627 0.9463 17:40 4 0:54 1 111.62	3:05 0:00 4 0:49 627 0.9622 20:45 4 1:01 1 95.16	4:14 0:00 4 0:55 510 0.9291 24:59 4 1:15 1 101.48	24:59	4	3			
510	Matthew Selley Hamish McKendrick P5	4:42 0:00 1 0:05 1 1.0000 16:51 2 0:05 1 117.96	3:01 0:00 =2 0:08 1 0.9834 19:52 2 0:08 1 97.26	4:12 0:00 3 0:12 627 0.9365 24:04 3 0:20 1 102.29	24:04	3	1			
511	Simon West Yvette West P5	5:12 0:00 =7 0:24 451 0.9038 18:19 7 1:33 1 106.62	3:20 0:00 10 0:03 910 0.8900 21:39 8 1:55 1 88.02	4:38 0:00 9 0:08 910 0.8489 26:17 8 2:33 1 92.72	26:17	8	2			
670	Rob Andrews Tarnie Carroll P6	5:15 0:00 9 0:10 630 0.8952 18:52 12 2:06 1 105.60	3:16 1:00 =6 0:05 617 0.9082 23:08 13 3:24 1 89.82	4:34 0:00 =7 0:52 630 0.8613 27:42 12 3:58 1 94.07	27:42	12	7			
630	Matt Andrews Trent Clare P6	5:25 0:00 13 0:05 312 0.8677 18:42 11 1:56 1 102.35	3:29 0:00 =13 0:12 312 0.8517 22:11 11 2:27 1 84.23	4:39 0:00 10 0:06 312 0.8459 26:50 11 3:06 1 92.39	26:50	11	6			
622	Dave McDonough Lyndon Wilson P6	5:08 0:00 6 0:11 612 0.9156 17:51 5 1:05 1 108.00	3:19 0:00 =8 0:03 451 0.8945 21:10 6 1:26 1 88.46	4:34 0:00 =7 0:15 451 0.8613 25:44 6 2:00 1 94.07	25:44	6	4			
451	Michael Busby John Caldicott P4	5:03 0:00 5 0:04 622 0.9307 17:55 6 1:09 1 109.78	3:12 0:00 5 0:22 612 0.9271 21:07 5 1:23 1 91.69	4:22 0:00 5 0:30 612 0.9008 25:29 5 1:45 1 98.38	25:29	5	1			
650	Tyson Brown Kim Brown P6	5:12 0:00 =7 0:15 910 0.9038 18:35 9 1:49 1 106.62	3:19 0:00 =8 0:15 511 0.8945 21:54 9 2:10 1 88.46	4:40 0:00 11 0:17 511 0.8429 26:34 9 2:50 1 92.06	26:34	9	5			
312	Gavin Fowler Warren Nietz P3	5:24 0:00 12 0:02 650 0.8704 18:37 10 1:51 1 102.67	3:22 0:00 11 0:05 650 0.8812 21:59 10 2:15 1 87.15	4:45 0:00 12 0:10 650 0.8281 26:44 10 3:00 1 90.44	26:44	10	1			
327	Guy Tyler Damian Reed P3	10:45^R 0:00 =RS 0:41 878 0.4372 23:29 20 6:43 1 51.57	4:17^R 0:00 =RS 1:11 878 0.6926 27:46 20 8:02 1 68.50	6:20^R 0:00 =RS 0:23 212 0.6211 34:06 20 10:22 1 67.83	34:06 (-3)	20	3			
617	Andrew Burnard Tim Margach P6	5:17 0:00 11 0:44 670 0.8896 19:36 13 2:50 1 104.93	3:27 0:00 12 0:52 630 0.8599 23:03 12 3:19 1 85.04	5:12 0:00 17 0:33 670 0.7564 28:15 13 4:31 1 82.62	28:15	13	8			
910	Andrew Gleeson Lisi Phillips CR	5:16 0:00 10 0:01 511 0.8924 18:20 8 1:34 1 105.27	3:16 0:00 =6 0:26 622 0.9082 21:36 7 1:52 1 89.82	4:33 0:00 6 0:25 622 0.8645 26:09 7 2:25 1 94.42	26:09	7	1			
877	Brian Smith Douglas Glover CL	5:43 0:00 14 0:17 617 0.8222 19:53 14 3:07 1 96.98	3:29 0:00 =13 0:14 670 0.8517 23:22 14 3:38 1 84.23	5:07 0:00 15 0:14 617 0.7687 28:29 14 4:45 1 83.96	28:29	14	1			
212	Geoff Hobby Peter Tann CL/P2	10:15 0:00 18 1:36 327 0.4585 25:05 18 8:19 1 54.09	3:35 0:00 16 0:54 327 0.8279 28:40 18 8:56 1 81.88	5:03 0:00 13 1:18 878 0.7789 33:43 18 9:59 1 85.07	33:43	18	3/1			
413	Shaun Holden Tom Pfitzner P4	6:01 0:00 16 0:42 633 0.7812 20:52 16 4:06 1 92.14	3:42 0:00 17 0:52 633 0.8018 24:34 16 4:50 1 79.30	5:05 0:00 14 0:49 633 0.7738 29:39 16 5:55 1 84.51	29:39	16	2			
633	Shane Alker Karien Heimsohn P6	5:52 0:00 15 0:17 877 0.8011 20:10 15 3:24 1 94.50	3:32 0:00 15 0:20 877 0.8396 23:42 15 3:58 1 83.04	5:08 0:00 16 0:21 877 0.7662 28:50 15 5:06 1 83.69	28:50	15	9			
336	Vaughan Bell Dainis Skabe P3	10:45^R 0:00 =RS 24:45 212 0.4372 49:50 19 33:04 1 51.57	4:17^R 0:00 =RS 25:27 212 0.6926 54:07 19 34:23 1 68.50	6:20^R 0:00 =RS 26:21 327 0.6211 1:00:27 19 36:43 1 67.83	1:00:27 (-3)	19	2			
469	Ian Weaver Leigh Weaver P4	DNF Hit Tree								

Walkerville All Cars Club Inc
PROVISIONAL RESULTS

2014 Copyworld Walky 100 27th Sept 2014
STAGE TIMES, POSITIONS and Other data

At 5:49 pm, Oct 10, 2014
FINAL RESULTS

as of 14/09/30 21:43:32

NO	Driver / CoDriver	SS 4	Pipeline 2	SS 5	Dips 2	SS 6	Frying Pan Hut 2	Total Penalty	Outright	Class
878	Daniel Ludlow Leigh Stokes	CL	6:13 0:00 17 1:56 413 0.7560 22:48 17 6:02 1 89.18	3:47 0:00 18 2:01 413 0.7841 26:35 17 6:51 1 77.55	5:50 0:00 18 2:46 413 0.6743 32:25 17 8:41 1 73.65			32:25	17	2
315	Darren Larkin Nick Wooz	P3	DNF Lost Radiator Cap							

NOTE:

The Total Penalty shown above includes ALL penalties (Time, Road and Technical).
See separate page for details of Road and Technical penalties.
All crews who finished were within their Late Time.
LEGEND: DNF - Did Not Finish, DNS - Did Not Start.

M can be...R - Restart time, A - Allocated Time, C - Compassionate Time

LEGEND

Stage	Road		Gap to		
Time	Penalty	Fastest	Next	Next Is	SPI
Taken	Total Penalty	O/R Posn	Gap to Leader	Leader Is	Av Spd

Walkerville All Cars Club Inc
PROVISIONAL RESULTS

2014 Copyworld Walky 100 27th Sept 2014
STAGE TIMES, POSITIONS and Other data

At 5:49 pm, Oct 10, 2014
FINAL RESULTS

as of 14/09/30 21:43:34

NO	Driver / CoDriver	SS 7	Australia Plains 1	SS 8	Hill Big One 1	SS 9	Australia Plains 2	Total Penalty	Outright	Class
627	Henry Nott P6 Tania Wearing	4:09 0:00 2 0:01 510 0.9880 28:11 3 0:17 1 115.66	3:51 0:00 =2 0:01 510 0.9870 32:02 3 0:20 1 107.53	3:52 0:00 1 0:08 1 1.0000 35:54 2 0:08 1 124.14	35:54	2	2			
1	James Rodda P6 David Langfield	4:10 0:00 3 0:00 1 0.9840 27:54 1 0:00 1 115.20	3:48 0:00 1 0:00 1 1.0000 31:42 1 0:00 1 108.95	4:04 0:00 3 0:00 1 0.9508 35:46 1 0:00 1 118.03	35:46	1	1			
612	Brett Baldwin P6 Steve Fisher	4:16 0:00 4 1:04 627 0.9609 29:15 4 1:21 1 112.50	4:00 0:00 4 1:13 627 0.9500 33:15 4 1:33 1 103.50	4:06 0:00 4 1:22 510 0.9431 37:21 4 1:35 1 117.07	37:21	4	3			
510	Matthew Selley P5 Hamish McKendrick	4:06 0:00 1 0:16 1 1.0000 28:10 2 0:16 1 117.07	3:51 0:00 =2 0:19 1 0.9870 32:01 2 0:19 1 107.53	3:58 0:00 2 0:05 627 0.9748 35:59 3 0:13 1 121.01	35:59	3	1			
511	Simon West P5 Yvette West	4:34 0:00 =8 0:11 910 0.8978 30:51 8 2:57 1 105.11	4:14 0:00 5 0:06 910 0.8976 35:05 8 3:23 1 97.80	4:25 0:00 8 0:08 910 0.8755 39:30 7 3:44 1 108.68	39:30	7	2			
670	Rob Andrews P6 Tarnie Carroll	4:57 0:00 =12 1:05 312 0.8283 32:39 =11 4:45 1 96.97	4:24 0:00 =10 1:05 312 0.8636 37:03 11 5:21 1 94.09	4:47 0:00 9 0:58 312 0.8084 41:50 10 6:04 1 100.35	41:50	10	6			
630	Matt Andrews P6 Trent Clare	4:49 0:00 10 0:00 670 0.8512 32:39 =11 4:45 1 99.65	4:31 0:00 =12 0:07 670 0.8413 37:10 12 5:28 1 91.66	DNF No Turbo Boost						
622	Dave McDonough P6 Lyndon Wilson	4:33 0:00 7 0:14 451 0.9011 30:17 6 2:23 1 105.49	4:16 0:00 6 1:18 612 0.8906 34:33 5 2:51 1 97.03	4:20 0:00 =5 1:32 612 0.8923 38:53 5 3:07 1 110.77	38:53	5	4			
451	Michael Busby P4 John Caldicott	4:34 0:00 =8 0:48 612 0.8978 30:03 5 2:09 1 105.11	4:42 DNF Lack of Fuel Pressure							
650	Tyson Brown P6 Kim Brown	4:28 0:00 5 0:11 511 0.9179 31:02 9 3:08 1 107.46	4:18 0:00 7 0:15 511 0.8837 35:20 9 3:38 1 96.28	4:20 0:00 =5 0:10 511 0.8923 39:40 8 3:54 1 110.77	39:40	8	5			
312	Gavin Fowler P3 Warren Nietz	4:50 0:00 11 0:32 650 0.8483 31:34 10 3:40 1 99.31	4:24 0:00 =10 0:38 650 0.8636 35:58 10 4:16 1 94.09	4:54 0:00 11 1:12 650 0.7891 40:52 9 5:06 1 97.96	40:52	9	1			
327	Guy Tyler P3 Damian Reed	5:02 0:00 15 0:24 212 0.8146 39:08 20 11:14 1 95.36	4:20 0:00 9 3:03 413 0.8769 43:28 20 11:46 1 95.54	4:56 0:00 12 2:14 413 0.7838 48:24 18 12:38 1 97.30	48:24 (-3)	18	3			
617	Andrew Burnard P6 Tim Margach	4:57 0:00 =12 0:33 630 0.8283 33:12 13 5:18 1 96.97	4:31 0:00 =12 0:33 630 0.8413 37:43 13 6:01 1 91.66	4:52 0:00 10 0:45 670 0.7945 42:35 11 6:49 1 98.63	42:35	11	7			
910	Andrew Gleeson CR Lisi Phillips	4:31 0:00 6 0:23 622 0.9077 30:40 7 2:46 1 106.27	4:19 0:00 8 0:14 451 0.8803 34:59 7 3:17 1 95.91	4:23 0:00 7 0:29 622 0.8821 39:22 6 3:36 1 109.51	39:22	6	1			
877	Brian Smith CL Douglas Glover	5:03 0:00 16 0:20 617 0.8119 33:32 14 5:38 1 95.05	4:44 0:00 15 0:33 617 0.8028 38:16 14 6:34 1 87.46	5:02 0:00 13 0:43 617 0.7682 43:18 12 7:32 1 95.36	43:18	12	1			
212	Geoff Hobby CL/P2 Peter Tann	5:01 0:00 14 0:34 878 0.8173 38:44 18 10:50 1 95.68	4:50 0:00 17 0:06 327 0.7862 43:34 17 11:52 1 85.66	6:16 0:00 17 0:29 878 0.6170 49:50 16 14:04 1 76.60	49:50	16	3/1			
413	Shaun Holden P4 Tom Pfitzner	5:43 0:00 18 1:18 633 0.7172 35:22 16 7:28 1 83.97	5:03 0:00 18 1:36 633 0.7525 40:25 16 8:43 1 81.98	5:45 0:00 =15 2:17 633 0.6725 46:10 14 10:24 1 83.48	46:10	14	1			
633	Shane Alker P6 Karien Heimsohn	5:14 0:00 17 0:32 877 0.7834 34:04 15 6:10 1 91.72	4:45 0:00 16 0:33 877 0.8000 38:49 15 7:07 1 87.16	5:04 0:00 14 0:35 877 0.7632 43:53 13 8:07 1 94.74	43:53	13	8			
336	Vaughan Bell P3 Dainis Skabe	6:35 0:00 20 27:54 327 0.6228 1:07:02 19 39:08 1 72.91	5:48 0:00 20 29:14 878 0.6552 1:12:50 19 41:08 1 71.38	6:33 0:00 18 29:33 212 0.5903 1:19:23 17 43:37 1 73.28	1:19:23 (-3)	17	2			
469	Ian Weaver P4 Leigh Weaver	DNF Hit Tree								

Walkerville All Cars Club Inc
PROVISIONAL RESULTS

2014 Copyworld Walky 100 27th Sept 2014
STAGE TIMES, POSITIONS and Other data

At 5:49 pm, Oct 10, 2014
FINAL RESULTS

as of 14/09/30 21:43:35

NO	Driver / CoDriver	SS 7 Australia Plains 1	SS 8 Hill Big One 1	SS 9 Australia Plains 2	Total Penalty	Outright	Class
878	Daniel Ludlow Leigh Stokes CL	5:45 0:00 19 2:48 413 0.7130 38:10 17 10:16 1 83.48	5:26 0:00 19 0:02 212 0.6994 43:36 18 11:54 1 76.20	5:45 0:00 =15 0:57 327 0.6725 49:21 15 13:35 1 83.48	49:21	15	2
315	Darren Larkin Nick Wooz P3	DNF Lost Radiator Cap					

NOTE:
 The Total Penalty shown above includes ALL penalties (Time, Road and Technical).
 See separate page for details of Road and Technical penalties.
 All crews who finished were within their Late Time.
 LEGEND: DNF - Did Not Finish, DNS - Did Not Start.

LEGEND

Stage	Road		Gap to		
Time	Penalty	Fastest	Next	Next Is	SPI
Taken	Total	O/R Posn	Gap to	Leader Is	Av Spd
	Penalty		Leader		

Walkerville All Cars Club Inc
PROVISIONAL RESULTS

2014 Copyworld Walky 100 27th Sept 2014
STAGE TIMES, POSITIONS and Other data

At 5:49 pm, Oct 10, 2014
FINAL RESULTS

as of 14/09/30 21:43:37

NO	Driver / CoDriver	SS 11	Australia Plains 3	SS 12	Hill Big One 3	Total Penalty	Outright	Class
627	Henry Nott Tania Wearing P6	4:04 0:00 1 0:00 627 1.0000 39:58 1 0:00 627 101.80	3:50 0:00 1 0:00 627 1.0000 43:48 1 0:00 627 108.00	43:48	1	1		
1	James Rodda David Langfield P6	DNF Crashed						
612	Brett Baldwin Steve Fisher P6	4:26 0:00 3 1:30 510 0.9173 41:47 3 1:49 627 93.38	4:09 0:00 3 1:33 510 0.9237 45:56 3 2:08 627 99.76	45:56	3	2		
510	Matthew Selley Hamish McKendrick P5	4:18 0:00 2 0:19 627 0.9457 40:17 2 0:19 627 96.28	4:06 0:00 2 0:35 627 0.9350 44:23 2 0:35 627 100.98	44:23	2	1		
511	Simon West Yvette West P5	4:59 0:00 5 0:11 622 0.8161 44:29 6 4:31 627 83.08	4:29 0:00 5 0:04 622 0.8550 48:58 6 5:10 627 92.34	48:58	6	2		
670	Rob Andrews Tarnie Carroll P6	5:11 0:00 6 0:34 312 0.7846 47:01 8 7:03 627 79.87	4:26 0:00 4 0:28 312 0.8647 51:27 8 7:39 627 93.38	51:27	8	4		
630	Matt Andrews Trent Clare P6	DNF No Turbo Boost						
622	Dave McDonough Lyndon Wilson P6	5:25 0:00 11 0:13 910 0.7508 44:18 5 4:20 627 76.43	4:36 0:00 9 0:17 910 0.8333 48:54 5 5:06 627 90.00	48:54	5	3		
451	Michael Busby John Caldicott P4	DNF Lack of Fuel Pressure						
650	Tyson Brown Kim Brown P6	DNF Blown Engine						
312	Gavin Fowler Warren Nietz P3	5:35 0:00 12 1:58 511 0.7284 46:27 7 6:29 627 74.15	4:32 0:00 =6 2:01 511 0.8456 50:59 7 7:11 627 91.32	50:59	7	1		
327	Guy Tyler Damian Reed P3	DNF Misfire						
617	Andrew Burnard Tim Margach P6	5:16 0:00 9 0:50 670 0.7722 47:51 9 7:53 627 78.61	4:49 0:00 11 1:13 670 0.7958 52:40 9 8:52 627 85.95	52:40	9	5		
910	Andrew Gleeson Lisi Phillips CR	4:43 0:00 4 2:18 612 0.8622 44:05 4 4:07 627 87.77	4:32 0:00 =6 2:41 612 0.8456 48:37 4 4:49 627 91.32	48:37	4	1		
877	Brian Smith Douglas Glover CL	5:14 1:00 =7 1:41 617 0.7771 49:32 10 9:34 627 79.11	4:42 0:00 10 1:34 617 0.8156 54:14 10 10:26 627 88.09	54:14	10	1		
212	Geoff Hobby Peter Tann CL/P2	5:20 0:00 10 2:40 413 0.7625 55:10 13 15:12 627 77.62	5:07 0:00 12 2:19 413 0.7492 1:00:17 13 16:29 627 80.91	1:00:17	13	2/1		
413	Shaun Holden Tom Pfitzner P4	6:20 0:00 14 2:33 633 0.6421 52:30 12 12:32 627 65.37	5:28 0:00 14 3:26 633 0.7012 57:58 12 14:10 627 75.73	57:58	12	1		
633	Shane Alker Karien Heimsohn P6	5:14 0:50 =7 0:25 877 0.7771 49:57 11 9:59 627 79.11	4:35 0:00 8 0:18 877 0.8364 54:32 11 10:44 627 90.33	54:32	11	6		
336	Vaughan Bell Dainis Skabe P3	6:58 0:00 15 31:04 878 0.5837 1:26:36 15 46:38 627 59.43	5:38 0:00 15 31:22 878 0.6805 1:32:14 15 48:26 627 73.49	1:32:14 (-3)	15	2		
469	Ian Weaver Leigh Weaver P4	DNF Hit Tree						

NO	Driver / CoDriver	SS 11	Australia Plains 3	SS 12	Hill Big One 3	Total Penalty	Outright	Class
878	Daniel Ludlow Leigh Stokes CL	6:11	0:00 13 0:22 212 0.6577 55:32 14 15:34 627 66.95	5:20	0:00 13 0:35 212 0.7188 1:00:52 14 17:04 627 77.62	1:00:52	14	3
315	Darren Larkin Nick Wooz P3	DNF	Lost Radiator Cap					

NOTE:

The Total Penalty shown above includes ALL penalties (Time, Road and Technical).
 See separate page for details of Road and Technical penalties.
 All crews who finished were within their Late Time.

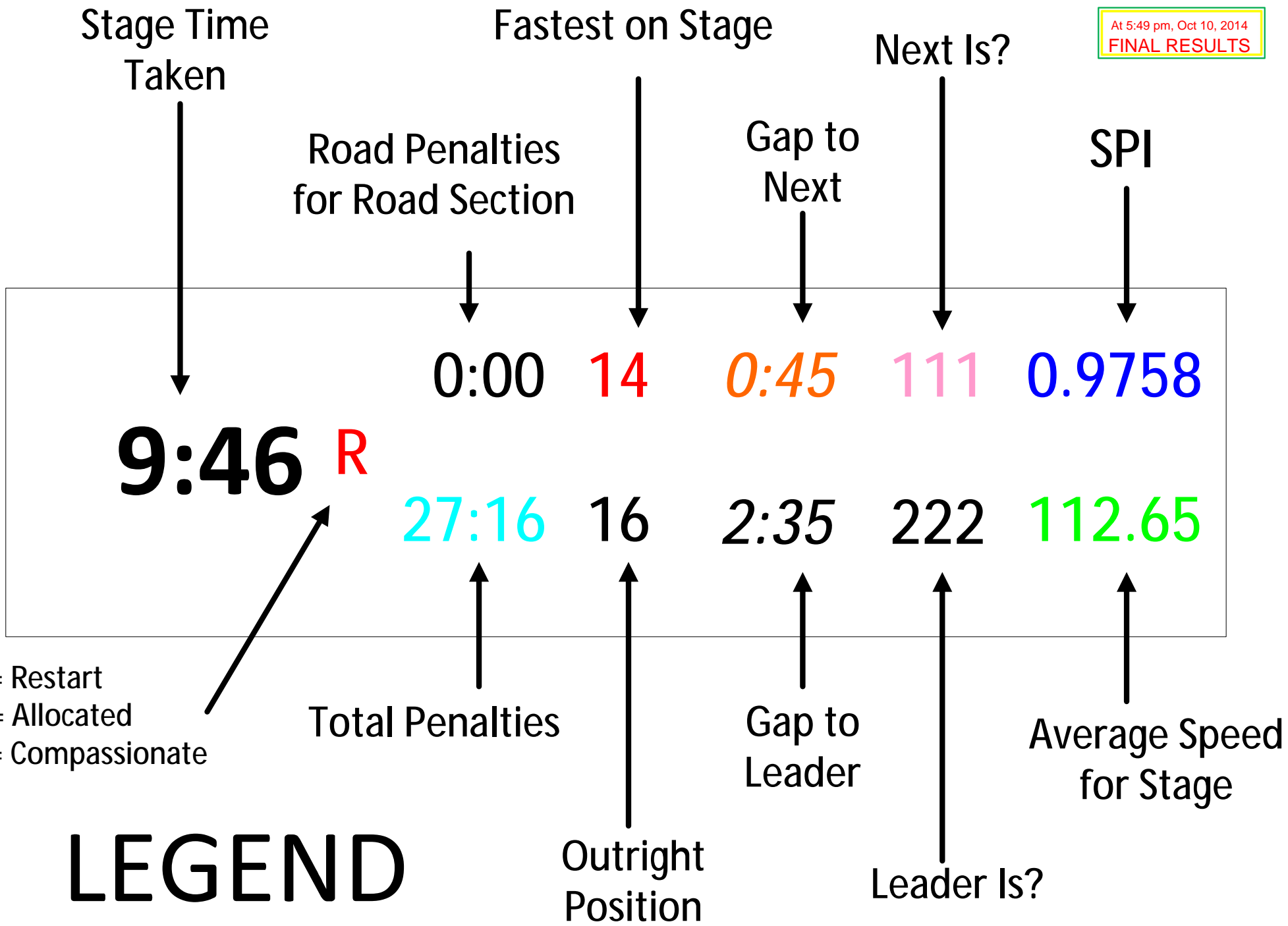
LEGEND: DNF - Did Not Finish, DNS - Did Not Start.

LEGEND

Stage Time Taken	Road Penalty	Fastest	Gap to Next	Next Is	SPI
	Total Penalty	O/R Posn	Gap to Leader	Leader Is	Av Spd

M can be...R - Restart time, A - Allocated Time, C - Compassionate Time

At 5:49 pm, Oct 10, 2014
FINAL RESULTS



POST BALLOT 27/9/14

COE



COPYWORLD
Your World Of Digital Technology

2014 Copyworld Walky 100
Seeded Entry List



COPYWORLD
Your World Of Digital Technology

At 5:49 pm, Oct 10, 2014
FINAL RESULTS

Start Posn	Car No	Entrant	Driver	Co-Driver	Car	Year	Colour	Class
1	627	Henry Nott	Henry Nott	Tania Wearing	Mitsubishi Evo 6	1999	Orange/Black	P6
2	1	James Rodda	James Rodda	David Langfield	Mitsubishi Evo 9	2004	Red	P6
3	612	Brett Baldwin	Brett Baldwin	Steve Fisher	Subaru Liberty	1990	White	P6
4	510	Matthew Selley	Matthew Selley	Hamish McKendrick	Mitsubishi Evo 9	2006	White	P5
5	511	Simon West	Simon West	Yvette West	Subaru WRX STi	2004	Blue	P5
6	670	Rob Andrews	Rob Andrews	Tarnie Carroll	Subaru WRX STi	1997	Blue	P6
7	630	Matt Andrews	Matt Andrews	Trent Clare	Subaru WRX STi	1993	Blue/Multi	P6
8	622	Kinetics Engineering	Dave McDonough	Lyndon Wilson	Mitsubishi Evo 6	1999	White	P6
9	451	Michael Busby	Michael Busby	John Caldicott	Mazda RX7	1989	Black	P4
10	650	Tyson Brown	Tyson Brown	Kim Brown	Subaru WRX STi	2000	Blue	P6
11	312	Gavin Fowler	Gavin Fowler	Warren Nietz	Datsun 1600	1969	Orange	P3
12	327	Guy Tyler	Guy Tyler	Damian Reed	Renault Clio	2001	Blue	P3
13	617	Andrew Burnard	Andrew Burnard	Tim Margach	Mitsubishi Evo 5	1998	White/Red	P6
14	910	Andrew Gleeson	Andrew Gleeson	Lisi Phillips	Datsun Stanza	1978	White/Black	CRC
15	877	Brian Smith	Brian Smith	Douglas Glover	Mazda RX7	1982	Yellow	Classic
16	212	Geoff Hobby	Geoff Hobby	Peter Tann	Toyota Sprinter	1983	White	P2 & Classic
17	413	Shaun Holden	Shaun Holden	Tom 'Fitzy' Pfitzner	Ford Falcon	1992	Green	P4
18	633	Brenton Alker	Shane Alker	Karien Heimsohn	Toyota Celica GT4	1989	Red/White/Green	P6
19	336	Vaughan Bell	Vaughan Bell	Dainis Skabe	Datsun 1600	1970	Yellow	P3
20	469	Ian Weaver	Ian Weaver	Leigh Weaver	Mitsubishi Magna	1986	Silver	P4
21	878	Daniel Ludlow	Daniel Ludlow	Leigh Stokes	Holden Gemini	1978	White	Classic
22	315	Darren Larkin	Darren Larkin	Nick Wooz	Nissan Pulsar SSS	1982	White	P3
	629	Tim Ramages	Tim Ramages	Matthew Gooding	Mitsubishi Evo 5		Withdrawn	



2014 COPYWORLD Walky 100

27th September 2014

At 5:49 pm, Oct 10, 2014
FINAL RESULTS

THANK YOU

The Clerk of Course and the Organising Team would like to thank the following for their support of this event:

COPYWORLD



COPYWORLD

Your World Of Digital Technology

Warner Fork Trucks

PRO TUFF PRODUCTS



Les Haldane Mechanical

Mobile Mechanic

Les Haldane Mechanical Repairs

SUBARECK



AutoSport

Parsons Tabo



Rudham Lawyers

VEHIKOOL



Automotive Air Conditioning, Filtration and Heating

On-Site Installation, Repair, Sales and Service

For the following vehicles:

Buses-Car-Earthmoving-Industrial-Tractors-Trucks-Vans

1300 367 247

1300 FDR AIR conditioning

Revolution Racegear

Scrutineering Venue

Special Thanks to **Revolution Racegear**

498 Main North East Road, Windsor Gardens, 5087. Ph 1800 804 778



All Residents and Landowners at Robertstown

St Johns Ambulance

Trauma Doctors

ACRM

SA Police Department

Robertstown Football Club

Robertstown CFS

Regional Council of Goyder

CAMS Office, Adelaide



NISSCARE

Telephone (08) 8240 0011
15 Scan Court • Royal Park • SA 5014
Specialising in Nissan Vehicles

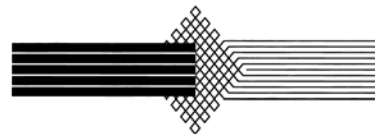


All Officials (Volunteers)

Control Keepers, Road Closure and Spectator Marshalls, and Placers

Course Openers, Closers and the Event Checker, Jason Lange

CAMS Scrutineers and Stewards



PARSONS TABO



Promoted and Organised by the
Walkerville All Cars Club Inc



See you at the next Event: **2014 SARC Round 4 Southern Rally 26th October 2014**

2014 COPYWORLD Walky 100

27th September 2014

At 5:49 pm, Oct 10, 2014
FINAL RESULTS

THANK YOU

The Clerk of Course and the Organising Team would like to thank the following for their support of this event:

COPYWORLD



COPYWORLD

Your World Of Digital Technology

Warner Fork Trucks

PRO TUFF PRODUCTS



Les Haldane Mechanical Repairs

SUBARECK



AutoSport

Parsons Tabo



Rudham Lawyers

VEHIKOOL



Automotive Air Conditioning, Filtration and Heating
On-Site Installation, Repair, Sales and Service
For the following vehicles:
Buses-Car-Earthmoving-Industrial-Tractors-Trucks-Vans
1300 367 247
1300 FDR AIR conditioning

Revolution Racegear

Scrutineering Venue

Special Thanks to **Revolution Racegear**

498 Main North East Road, Windsor Gardens, 5087. Ph 1800 804 778



All Residents and Landowners at Robertstown

St Johns Ambulance
Trauma Doctors
ACRM
SA Police Department
Robertstown Football Club
Robertstown CFS
Regional Council of Goyder
CAMS Office, Adelaide



NISSCARE

Telephone (08) 8240 0011
15 Scan Court • Royal Park • SA 5014
Specialising in Nissan Vehicles



All Officials (Volunteers)

Control Keepers, Road Closure and Spectator Marshalls, and Placers
Course Openers, Closers and the Event Checker, Jason Lange
CAMS Scrutineers and Stewards

PARSONS TABO



Promoted and Organised by the
Walkerville All Cars Club Inc



See you at the next Event: **2014 SARC Round 4 Southern Rally 26th October 2014**